

# Crastin® HR5330HF BK503

## THERMOPLASTIC POLYESTER RESIN

Common features of Crastin® thermoplastic polyester resin include mechanical and physical properties such as stiffness and toughness, heat resistance, friction and wear resistance, excellent surface finishes and good colourability. Crastin® thermoplastic polyester resin has excellent electrical insulation characteristics and high arc-resistant grades are available. Many flame retardant grades have UL recognition (class V-0). Crastin® thermoplastic polyester resin typically has high chemical and heat ageing resistance.

The good melt stability of Crastin® thermoplastic polyester resin normally enables the recycling of properly handled production waste. If recycling is not possible, we recommend, as the preferred option, incineration with energy recovery (-24 kJ/g of base polymer) in appropriately equipped installations. For disposal, local regulations have to be observed.

Crastin® thermoplastic polyester resin typically is used in demanding applications in the electronics, electrical, automotive, mechanical engineering, chemical, domestic appliances and sporting goods industry.

Crastin® HR5330HF is a 30% glass reinforced PBT with high flow (HF), moderately toughened, hydrolysis resistant (HR) resin. Excellent balance of properties between terminal pullout and impact resistance. Developed for USCAR Class 3 and 4 environments.

### Product information

Resin Identification	PBT-IGF30	ISO 1043
Part Marking Code	>PBT-IGF30<	ISO 11469

### Rheological properties

Melt volume-flow rate	8 cm <sup>3</sup> /10min	ISO 1133
Temperature	250 °C	
Load	2.16 kg	
Moulding shrinkage, parallel	0.3 %	ISO 294-4, 2577
Moulding shrinkage, normal	1.0 %	ISO 294-4, 2577

### Typical mechanical properties

Tensile modulus	8500 MPa	ISO 527-1/-2
Tensile stress at break, 5mm/min	120 MPa	ISO 527-1/-2
Tensile strain at break, 5mm/min	3.2 %	ISO 527-1/-2
Flexural modulus	7500 MPa	ISO 178
Charpy impact strength, 23°C	65 kJ/m <sup>2</sup>	ISO 179/1eU
Charpy notched impact strength, 23°C	11 kJ/m <sup>2</sup>	ISO 179/1eA
Charpy notched impact strength, -30°C	9 kJ/m <sup>2</sup>	ISO 179/1eA
Izod notched impact strength, 23°C	12 kJ/m <sup>2</sup>	ISO 180/1A
Izod notched impact strength, -40°C	8.0 kJ/m <sup>2</sup>	ISO 180/1A
Izod impact strength, 23°C	50 kJ/m <sup>2</sup>	ISO 180/1U
Poisson's ratio	0.34	

### Thermal properties

Melting temperature, 10°C/min	225 °C	ISO 11357-1/-3
Glass transition temperature, 10°C/min	65 °C	ISO 11357-1/-3
Temperature of deflection under load, 1.8 MPa	207 °C	ISO 75-1/-2
Temperature of deflection under load, 0.45 MPa	221 °C	ISO 75-1/-2

# Crastin® HR5330HF BK503

## THERMOPLASTIC POLYESTER RESIN

Coefficient of linear thermal expansion (CLTE), parallel	20 <sup>[DS]</sup> E-6/K	ISO 11359-1/-2
Coefficient of linear thermal expansion (CLTE), normal	150 <sup>[DS]</sup> E-6/K	ISO 11359-1/-2
RTI, electrical, 0.75mm	75 °C	UL 746B
RTI, impact, 0.75mm	75 °C	UL 746B
RTI, strength, 0.75mm	75 °C	UL 746B

[DS]: Derived from similar grade

### Flammability

Burning Behav. at thickness h	HB class	IEC 60695-11-10
Thickness tested	0.75 mm	IEC 60695-11-10
UL recognition	yes	UL 94
Glow Wire Flammability Index, 3.0mm	750 °C	IEC 60695-2-12
Glow Wire Ignition Temperature, 3.0mm	750 °C	IEC 60695-2-13
FMVSS Class	B	ISO 3795 (FMVSS 302)
Burning rate, Thickness 1 mm	30 mm/min	ISO 3795 (FMVSS 302)

### Electrical properties

Relative permittivity, 100Hz	3.8	IEC 62631-2-1
Relative permittivity, 1MHz	3.6	IEC 62631-2-1
Dissipation factor, 100Hz	81 E-4	IEC 62631-2-1
Dissipation factor, 1MHz	180 E-4	IEC 62631-2-1
Volume resistivity	>1E13 Ohm.m	IEC 62631-3-1
Surface resistivity	1E13 Ohm	IEC 62631-3-2
Electric strength	32 kV/mm	IEC 60243-1
Comparative tracking index	275	IEC 60112

### Physical/Other properties

Humidity absorption, 2mm	0.15 %	Sim. to ISO 62
Water absorption, 2mm	0.35 %	Sim. to ISO 62
Density	1500 kg/m <sup>3</sup>	ISO 1183
Density of melt	1290 kg/m <sup>3</sup>	

### Injection

Drying Recommended	yes
Drying Temperature	120 °C
Drying Time, Dehumidified Dryer	2 - 4 h
Processing Moisture Content	≤0.04 %
Melt Temperature Optimum	250 °C
Min. melt temperature	240 °C
Max. melt temperature	260 °C
Mold Temperature Optimum	80 °C
Min. mould temperature	60 °C
Max. mould temperature	130 °C
Hold pressure range	≥60 MPa
Hold pressure time	3 s/mm
Back pressure	As low as possible

# Crastin® HR5330HF BK503

## THERMOPLASTIC POLYESTER RESIN

Ejection temperature 170 °C

### Characteristics

Processing	Injection Moulding
Special characteristics	Hydrolysis resistant

### Additional information

Injection molding

Use of hot-runners is possible with Crastin® HR resins. However we do not recommend temperature settings above 270°C and residence times at 265°C should be below 10 minutes. In case of longer residence times using hot-runners, for example after a shut-down, the complete system must be purged with glass reinforced Crastin® (type SK602/605) before starting up again. For successful processing of Crastin® HR with hot-runners, care should be taken to maintain a uniform temperature, avoid hot-spots and long residence times.

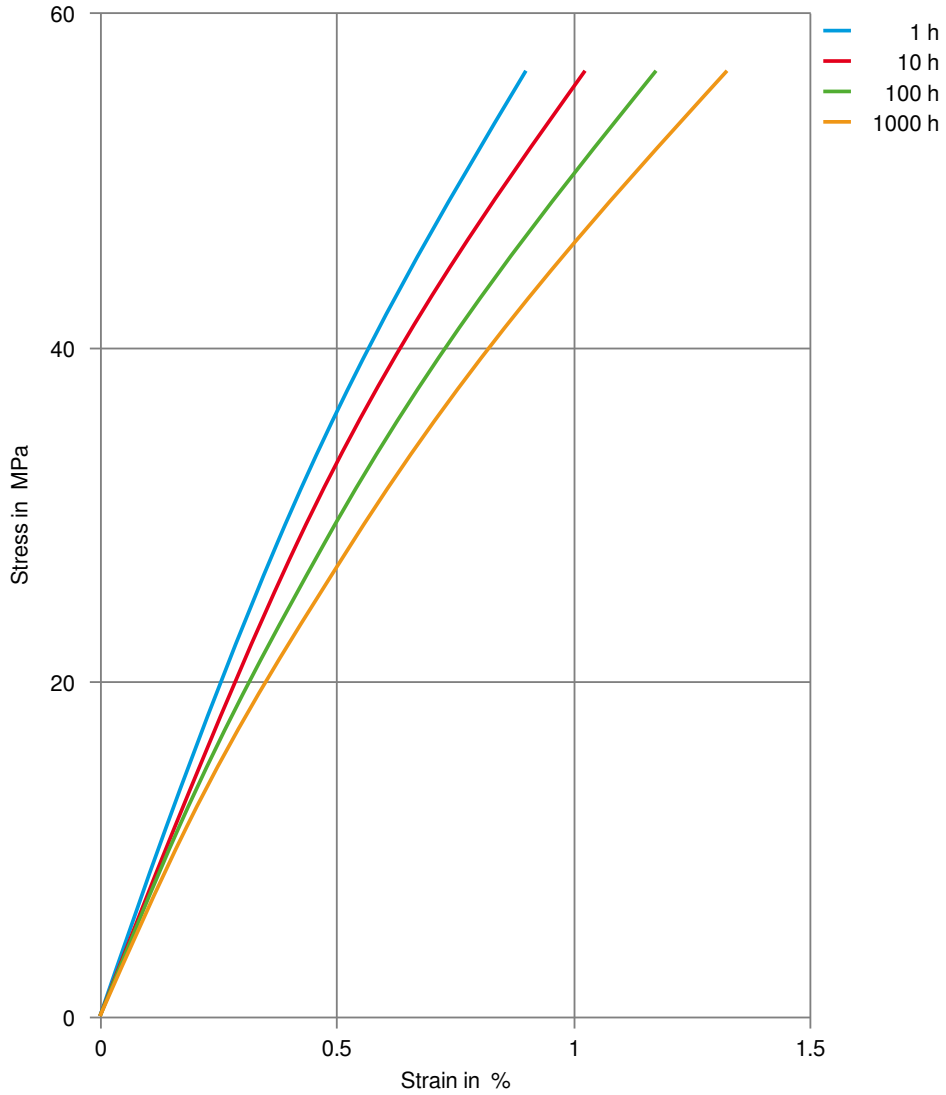
### Automotive

OEM	STANDARD	ADDITIONAL INFORMATION
Bosch	N28 BN07-GF019	
General Motors	GMW16459P-PBT-GF30W	
Hyundai	MS941-03 Type F-5 AH	
Stellantis	MS.90181 / PBT.GF30.7000T.7C.HS.HF.HR	CPN4635 BLACK
Stellantis - Chrysler	MS.50103 / CPN-4635	Black
VW Group	VW 50136-PBT-I-GF30	

# Crastin® HR5330HF BK503

THERMOPLASTIC POLYESTER RESIN

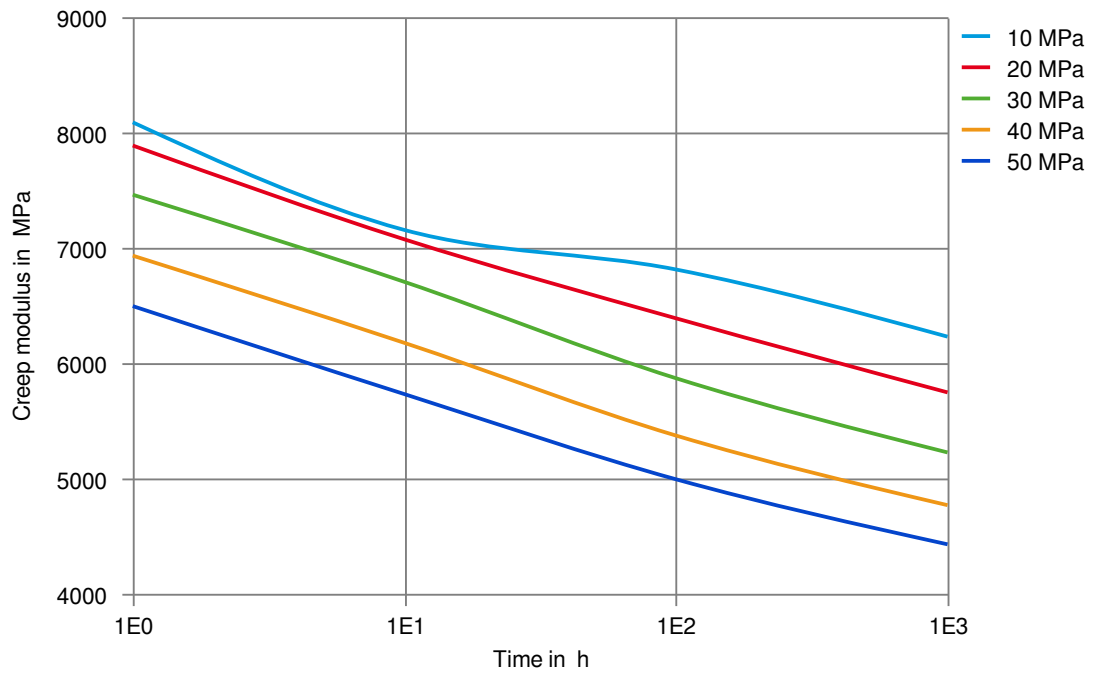
Stress-strain (isochronous) 23°C



# Crastin® HR5330HF BK503

THERMOPLASTIC POLYESTER RESIN

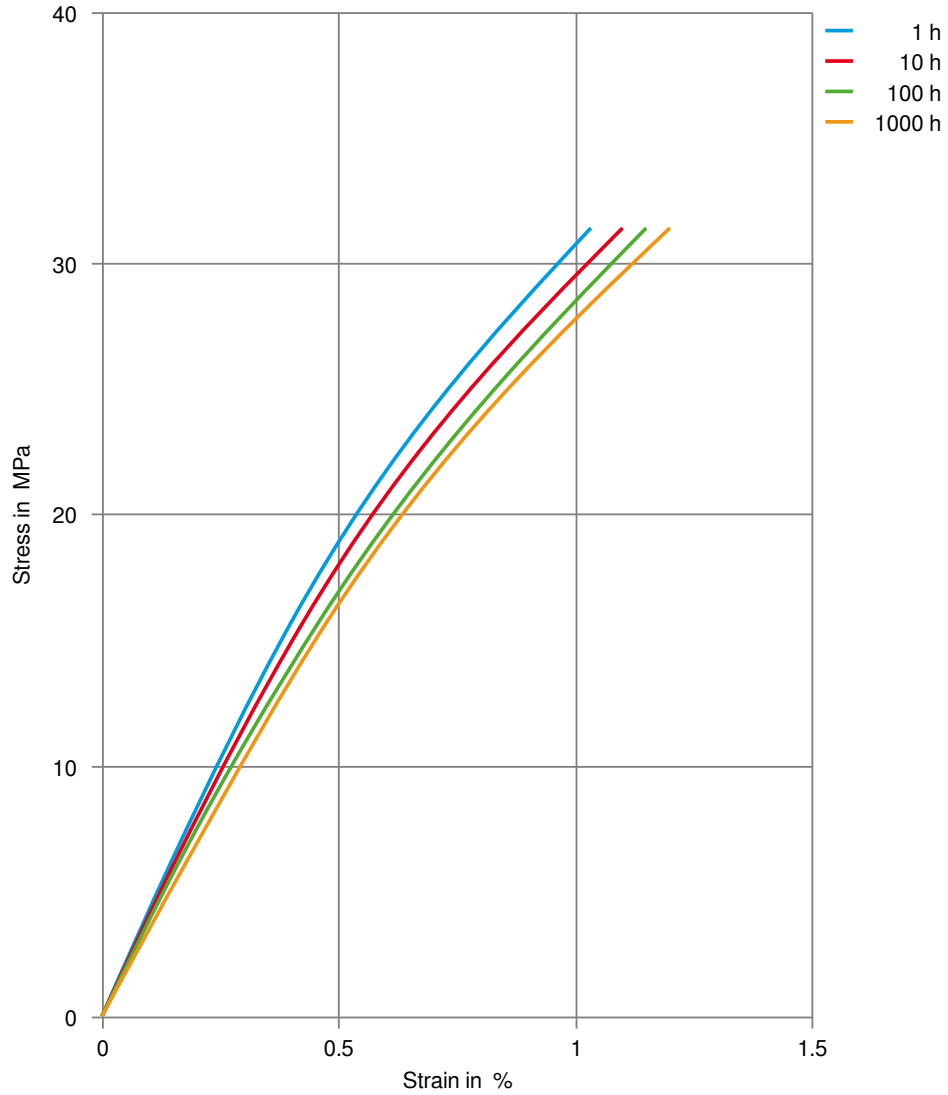
Creep modulus-time 23°C



# Crastin® HR5330HF BK503

THERMOPLASTIC POLYESTER RESIN

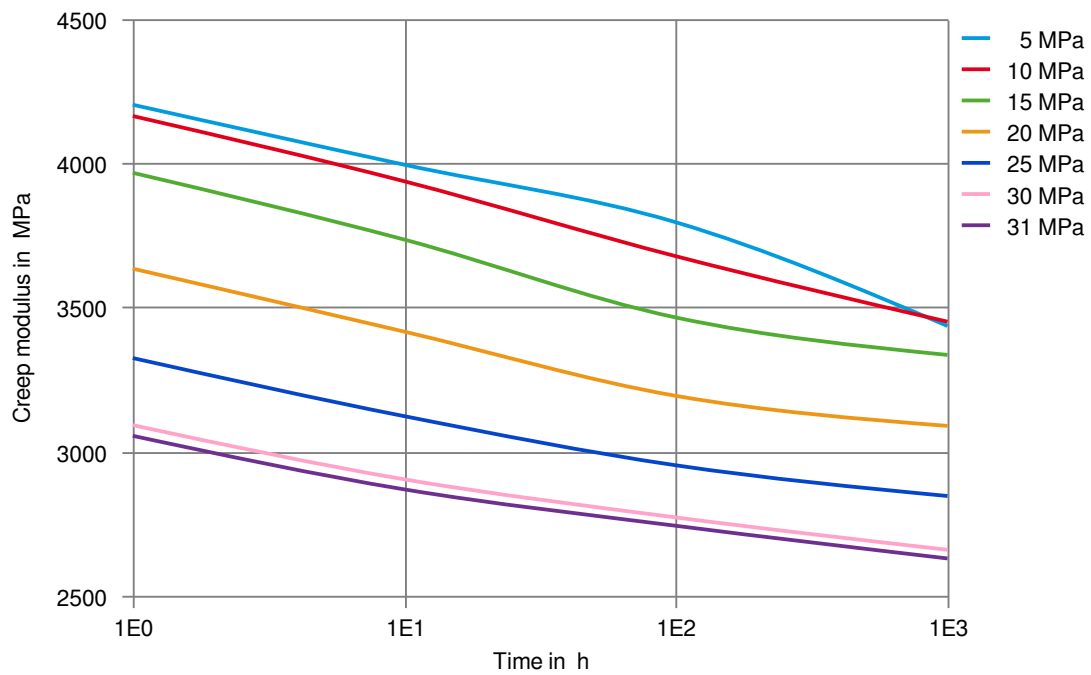
## Stress-strain (isochronous) 90°C



# Crastin® HR5330HF BK503

THERMOPLASTIC POLYESTER RESIN

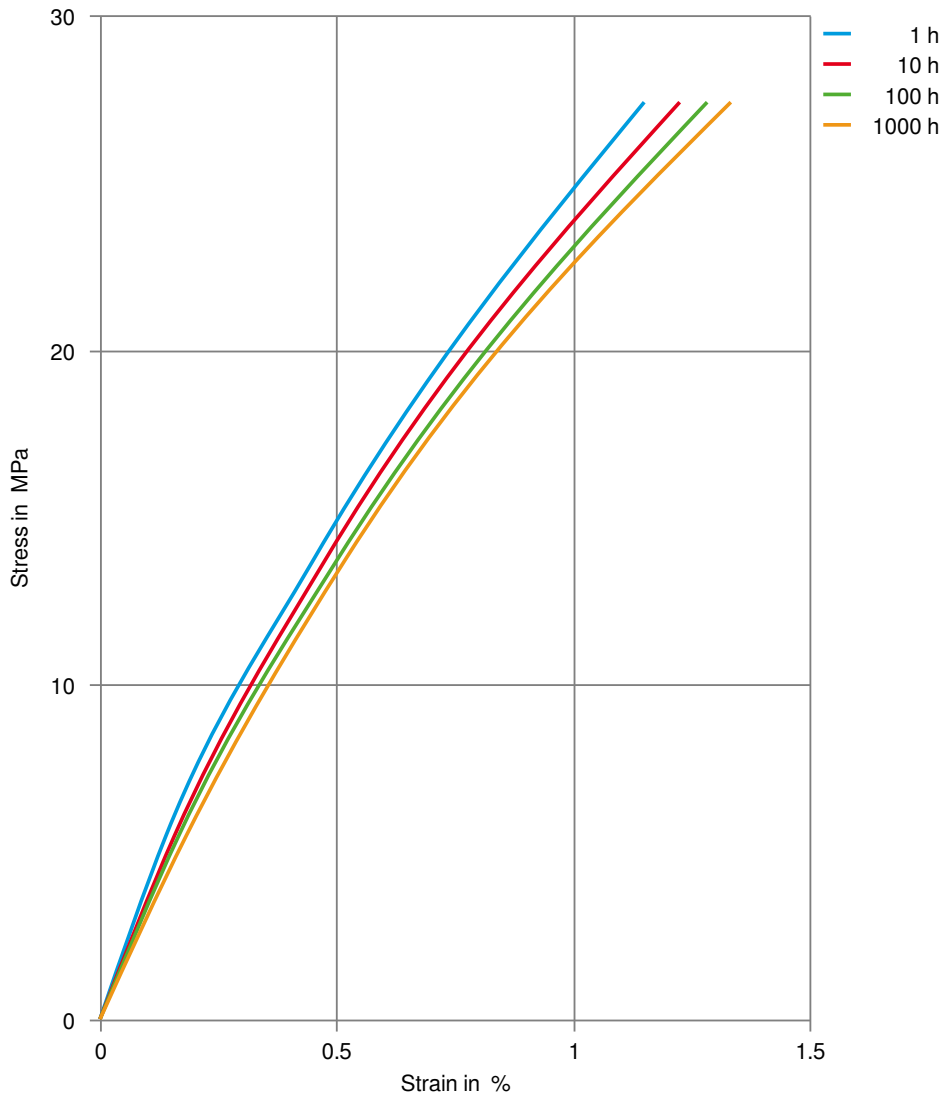
Creep modulus-time 90°C



# Crastin® HR5330HF BK503

THERMOPLASTIC POLYESTER RESIN

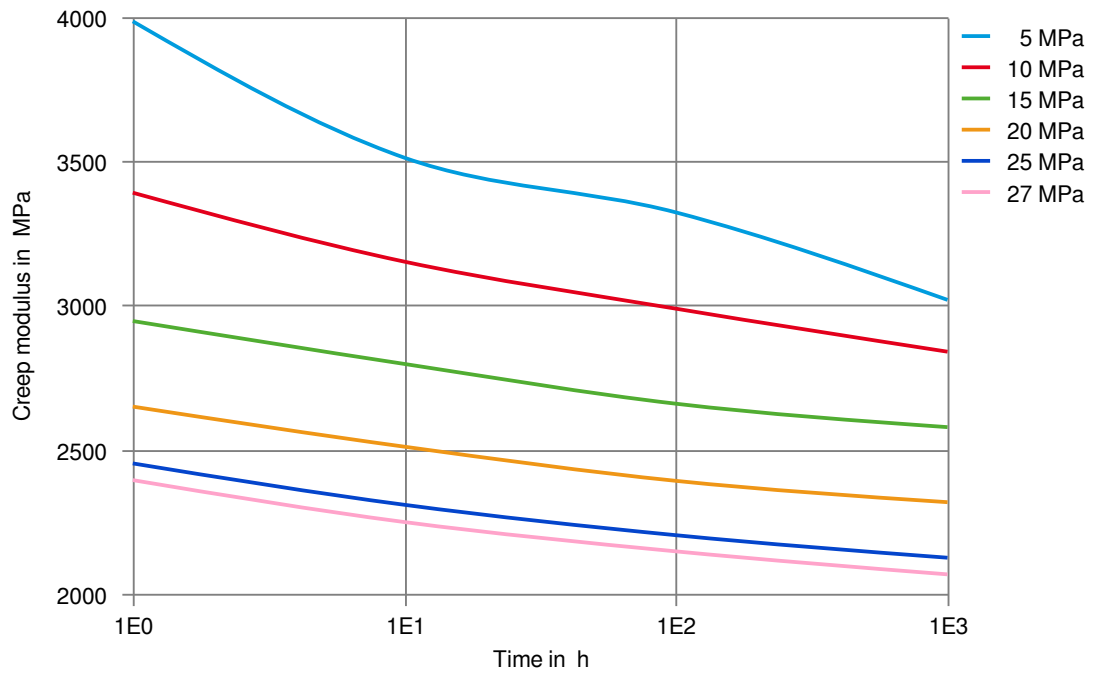
Stress-strain (isochronous) 120°C



# Crastin® HR5330HF BK503

THERMOPLASTIC POLYESTER RESIN

Creep modulus-time 120°C



# Crastin® HR5330HF BK503

## THERMOPLASTIC POLYESTER RESIN

### Chemical Media Resistance

#### Acids

- ✓ Acetic Acid (5% by mass), 23°C
- ✓ Citric Acid solution (10% by mass), 23°C
- ✓ Lactic Acid (10% by mass), 23°C
- ✗ Hydrochloric Acid (36% by mass), 23°C
- ✗ Nitric Acid (40% by mass), 23°C
- ✗ Sulfuric Acid (38% by mass), 23°C
- ✗ Sulfuric Acid (5% by mass), 23°C
- ✗ Chromic Acid solution (40% by mass), 23°C

#### Bases

- ✗ Sodium Hydroxide solution (35% by mass), 23°C
- ✓ Sodium Hydroxide solution (1% by mass), 23°C
- ✓ Ammonium Hydroxide solution (10% by mass), 23°C

#### Alcohols

- ✓ Isopropyl alcohol, 23°C
- ✓ Methanol, 23°C
- ✓ Ethanol, 23°C

#### Hydrocarbons

- ✓ n-Hexane, 23°C
- ✓ Toluene, 23°C
- ✓ iso-Octane, 23°C

#### Ketones

- ✓ Acetone, 23°C

#### Ethers

- ✓ Diethyl ether, 23°C

#### Mineral oils

- ✓ SAE 10W40 multigrade motor oil, 23°C
- ✗ SAE 10W40 multigrade motor oil, 130°C
- ✗ SAE 80/90 hypoid-gear oil, 130°C
- ✓ Insulating Oil, 23°C

#### Standard Fuels

- ✗ ISO 1817 Liquid 1 - E5, 60°C
- ✗ ISO 1817 Liquid 2 - M15E4, 60°C
- ✗ ISO 1817 Liquid 3 - M3E7, 60°C
- ✗ ISO 1817 Liquid 4 - M15, 60°C
- ✓ Standard fuel without alcohol (pref. ISO 1817 Liquid C), 23°C
- ✓ Standard fuel with alcohol (pref. ISO 1817 Liquid 4), 23°C
- ✓ Diesel fuel (pref. ISO 1817 Liquid F), 23°C
- ✓ Diesel fuel (pref. ISO 1817 Liquid F), 90°C
- ✗ Diesel fuel (pref. ISO 1817 Liquid F), >90°C

#### Salt solutions

- ✓ Sodium Chloride solution (10% by mass), 23°C
- ✓ Sodium Hypochlorite solution (10% by mass), 23°C

# Crastin® HR5330HF BK503

## THERMOPLASTIC POLYESTER RESIN

- ✓ Sodium Carbonate solution (20% by mass), 23 °C
- ✓ Sodium Carbonate solution (2% by mass), 23 °C
- ✓ Zinc Chloride solution (50% by mass), 23 °C

### Other

- ✓ Ethyl Acetate, 23 °C
- ✗ Hydrogen peroxide, 23 °C
- ✗ DOT No. 4 Brake fluid, 130 °C
- ✗ Ethylene Glycol (50% by mass) in water, 108 °C
- ✓ 1% nonylphenoxy-polyethyleneoxy ethanol in water, 23 °C
- ✓ 50% Oleic acid + 50% Olive Oil, 23 °C
- ✓ Water, 23 °C
- ✗ Water, 90 °C
- ✓ Phenol solution (5% by mass), 23 °C

### Symbols used:

- ✓ possibly resistant  
Defined as: Supplier has sufficient indication that contact with chemical can be potentially accepted under the intended use conditions and expected service life. Criteria for assessment have to be indicated (e.g. surface aspect, volume change, property change).
- ✗ not recommended - see explanation  
Defined as: Not recommended for general use. However, short-term exposure under certain restricted conditions could be acceptable (e.g. fast cleaning with thorough rinsing, spills, wiping, vapor exposure).